

□

PHY 554

Fundamentals of Accelerator Physics

Mon, Wed 6:30-7:50PM Physics D103

Yichao Jing, Vladimir N. Litvinenko, Jun Ma and Gang Wang

http://case.physics.stonybrook.edu/index.php/PHY554_Fall_2024

Center for Accelerator Science and Education

Department of Physics & Astronomy, Stony Brook University

Collider-Accelerator Department, Brookhaven National Laboratory

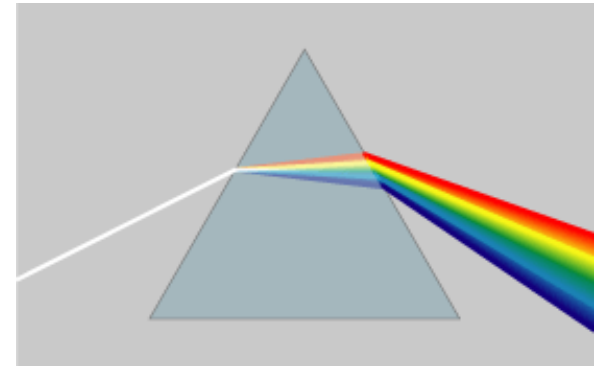
Off-momentum and dispersion

For different particle energy $\delta = \frac{P - P_0}{P_0}$

$$x = x_\beta + D\delta \quad x' = x'_\beta + D'\delta$$

$$x''_\beta + K_x(s)x_\beta = 0, \quad K_x(s) = \frac{1}{\rho^2} - K(s)$$

$$D'' + K_x(s)D = \frac{1}{\rho}$$



Extend the matrix representation to 3 by 3

$$\begin{pmatrix} D(s_2) \\ D'(s_2) \end{pmatrix} = M(s_2|s_1) \begin{pmatrix} D(s_1) \\ D'(s_1) \end{pmatrix} + \begin{pmatrix} d \\ d' \end{pmatrix},$$

$$\begin{pmatrix} D(s_2) \\ D'(s_2) \\ 1 \end{pmatrix} = \begin{pmatrix} M(s_2|s_1) & \bar{d} \\ 0 & 1 \end{pmatrix} \begin{pmatrix} D(s_1) \\ D'(s_1) \\ 1 \end{pmatrix}.$$

For a pure dipole ($K=0$):

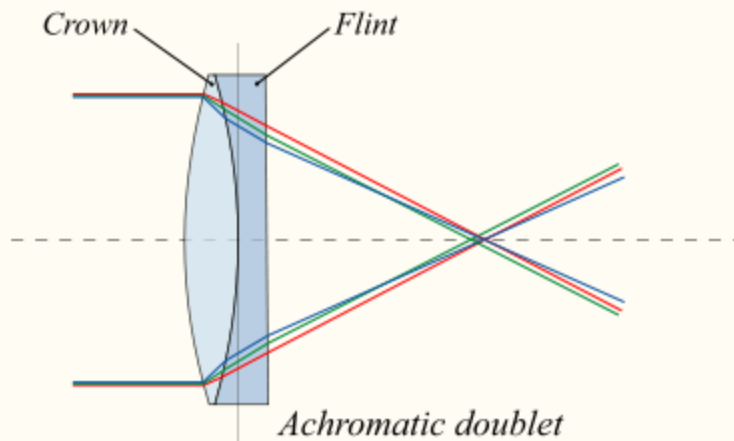
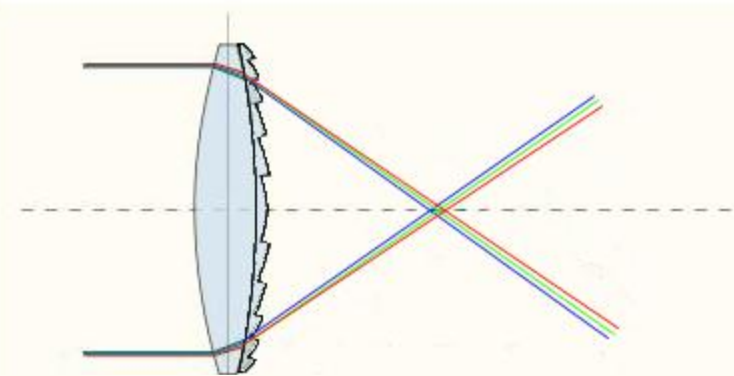
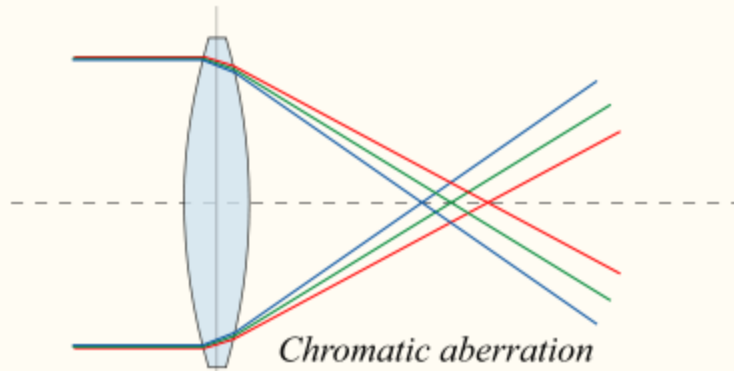
$$M = \begin{pmatrix} \cos\theta & \rho \sin\theta & \rho(1 - \cos\theta) \\ -\frac{1}{\rho} \sin\theta & \cos\theta & \sin\theta \\ 0 & 0 & 1 \end{pmatrix} \rightarrow \begin{pmatrix} 1 & L & \frac{1}{2}L\theta \\ 0 & 1 & \theta \\ 0 & 0 & 1 \end{pmatrix}$$

$$\theta \ll 1 \quad \text{i.e.} \quad L \ll \rho$$

For quadrupoles:

$$M(s, s_0) = \begin{pmatrix} \cos\sqrt{K}\ell & \frac{1}{\sqrt{K}} \sin\sqrt{K}\ell & 0 \\ -\sqrt{K} \sin\sqrt{K}\ell & \cos\sqrt{K}\ell & 0 \\ 0 & 0 & 1 \end{pmatrix} \rightarrow \begin{pmatrix} 1 & 0 & 0 \\ -1/f & 0 & 0 \\ 0 & 0 & 1 \end{pmatrix} \quad \begin{array}{l} \text{Defocusing} \\ \text{change } K \rightarrow -K \end{array}$$

Chromatic aberration and correction



Chromatic aberration in particle accelerators

$$x'' - \frac{\rho + x}{\rho^2} = \pm \frac{B_y}{B\rho} \frac{p_0}{p} \left(1 + \frac{x}{\rho}\right)^2, \quad y'' = -\frac{B_x}{B\rho} \frac{p_0}{p} \left(1 + \frac{x}{\rho}\right)^2.$$

Inhomogeneous equation

$$p/p_0 = 1 + \delta$$

$$x'' + \left(\frac{1 - \delta}{\rho^2(1 + \delta)} - \frac{K(s)}{1 + \delta} \right) x = \frac{\delta}{\rho(1 + \delta)}, \quad K(s) = \frac{B_1}{B\rho}, \quad B_1 = \frac{\partial B_y}{\partial x}$$

$$x = x_\beta + D\delta \quad D'' + (K_x(s) + \Delta K_x)D = \frac{1}{\rho} + O(\delta)$$

$$x''_\beta + (K_x(s) + \Delta K_x)x_\beta = 0, \quad y''_\beta + (K_y(s) + \Delta K_y)x_\beta = 0$$

$$K_x(s) = \frac{1}{\rho^2} - K(s),$$

$$\Delta K_x(s) = \left[-\frac{2}{\rho^2} + K(s) \right] \delta \approx -K_x(s)\delta,$$

$$K_y(s) = +K(s),$$

$$\Delta K_y(s) = [-K(s)]\delta = -K_y(s)\delta$$

Note that the betatron motion for off momentum particle is perturbed by a chromatic term. The betatron tunes must avoid half-integer resonances. But, the quadrupole error is proportional to the designed quadrupole field. They are called systematic chromatic aberration. It is an important topic in accelerator physics.

Tune shift, or tune spread, due to chromatic aberration:

$$\Delta \nu_x = \left[-\frac{1}{4\pi} \oint \beta_x(s) K_x(s) ds \right] \delta \equiv C_x \delta, \quad C_x = d\nu_x / d\delta$$

$$\Delta \nu_y = \left[-\frac{1}{4\pi} \oint \beta_y(s) K_y(s) ds \right] \delta \equiv C_y \delta, \quad C_y = d\nu_y / d\delta$$

The chromaticity induced by quadrupole field error is called natural chromaticity. For a simple FODO cell, we find

$$\Delta \nu_x = \left[-\frac{1}{4\pi} \oint \beta_x(s) K_x(s) ds \right] \delta \approx -\frac{1}{4\pi} \sum \frac{\beta_{xi}}{f_i} \delta$$

$$C_{X,\text{nat}}^{\text{FODO}} = -\frac{1}{4\pi} N \left(\frac{\beta_{\max}}{f} - \frac{\beta_{\min}}{f} \right) = -\frac{\tan(\Phi/2)}{\Phi/2} \nu_x \approx -\nu_x$$

We define the specific chromaticity as $\xi_x = C_x / \nu_x$, $\xi_y = C_y / \nu_y$

The **specific chromaticity is about -1 for FODO cells**, and can be as high as -4 for high luminosity colliders and high brightness electron storage rings.

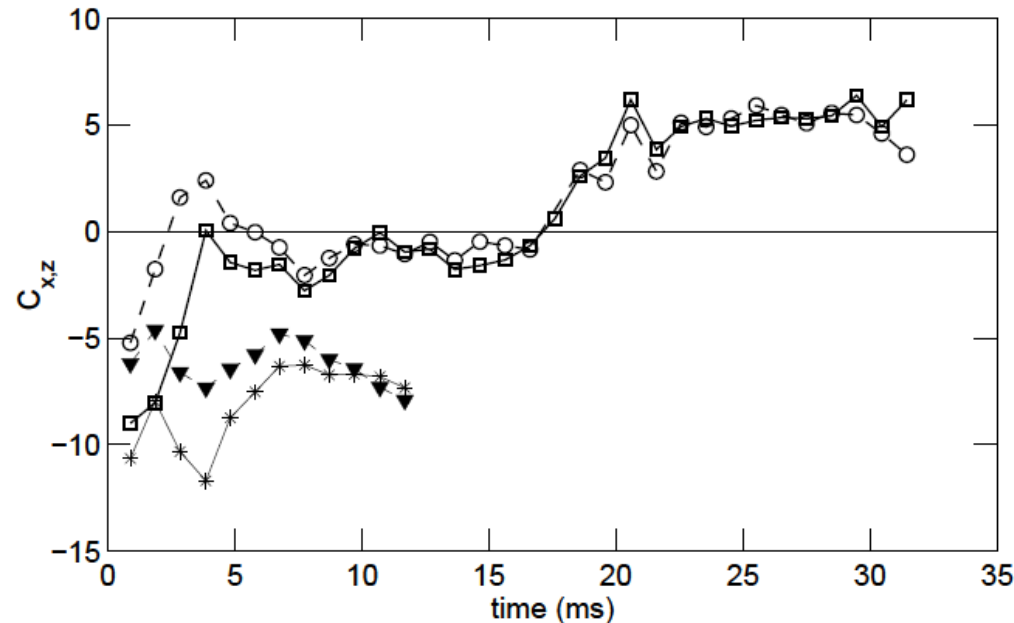
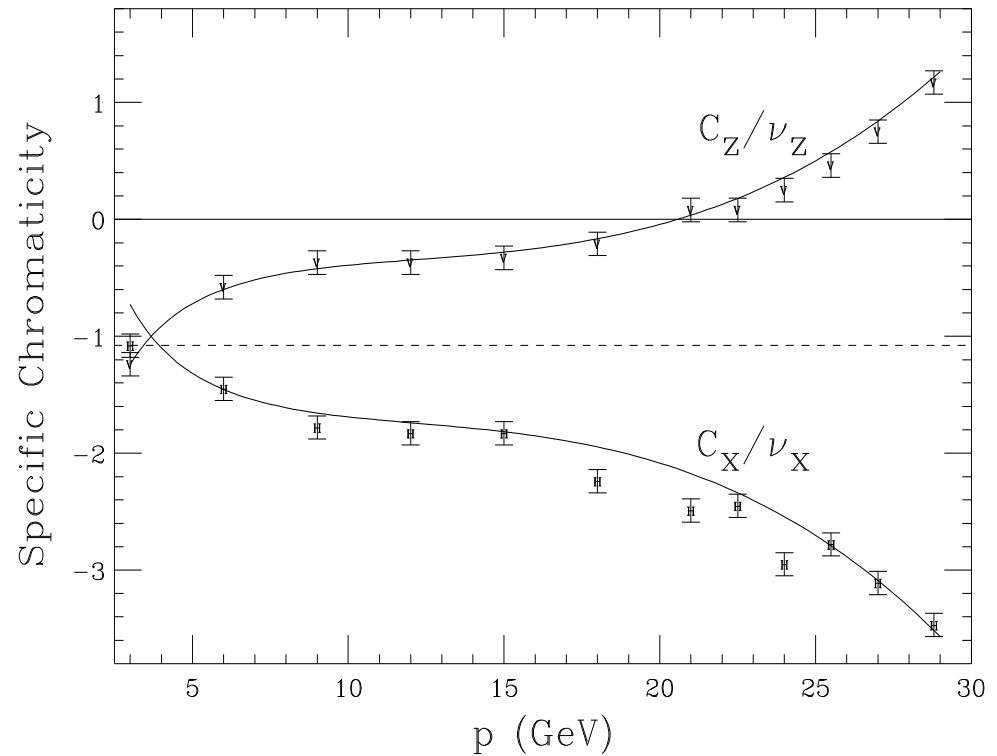
$$\sin \frac{\Phi}{2} = \frac{L_1}{2f} \quad \beta_{\max} = \frac{2L_1(1 + \sin(\Phi/2))}{\sin \Phi}, \quad \beta_{\min} = \frac{2L_1(1 - \sin(\Phi/2))}{\sin \Phi}$$

Examples:

BNL AGS (E. Blesser 1987):
Chromaticities measured at the AGS.

$$C_{X,\text{nat}}^{\text{FODO}} = -\frac{\tan(\Phi/2)}{\Phi/2} \nu_X \approx -\nu_X$$

Fermilab Booster (X. Huang, Ph.D. thesis, IU 2005): The measured horizontal chromaticity C_x when SEXTS is on (triangles) or off (stars), and the measured vertical chromaticity C_y when SEXTS is on (dash, circles) or off (squares). The error bar is estimated to be 0.5. The natural chromaticities are $C_{\text{nat},y} = -7.1$ and $C_{\text{nat},x} = -9.2$ for the entire cycle. The betatron tunes are 6.7(x) and 6.8(y) respectively.



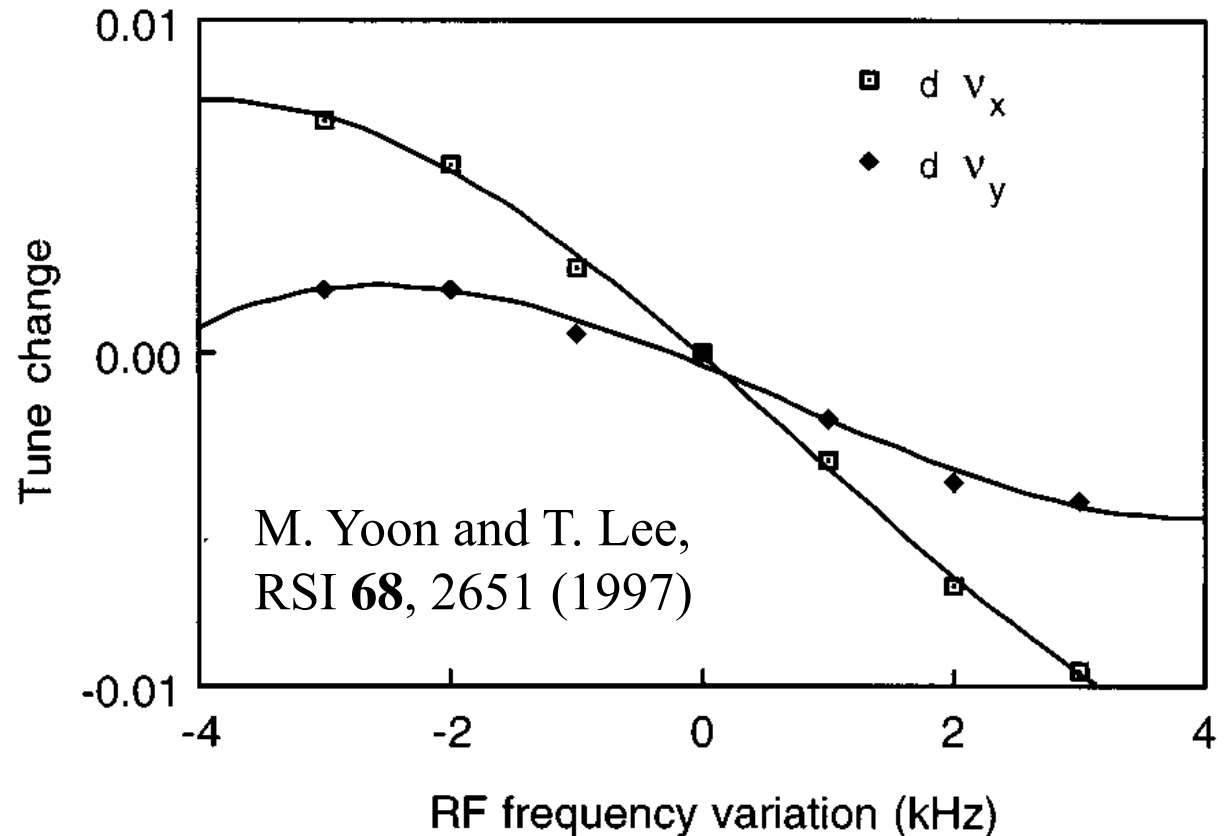
Chromaticity measurement:

The chromaticity can be measured by measuring the betatron tunes vs the rf frequency f , i.e.

$$\frac{\Delta T}{T_0} = \frac{\Delta C}{C} - \frac{\Delta v}{v} = \left(\alpha_c - \frac{1}{\gamma^2}\right) \frac{\Delta p}{p_0} = \eta \delta,$$

$$\Delta f / f_0 = -\eta \delta,$$

$$C = \frac{dv}{dp/p} = -\eta f_{rf} \frac{dv}{df_{rf}}$$

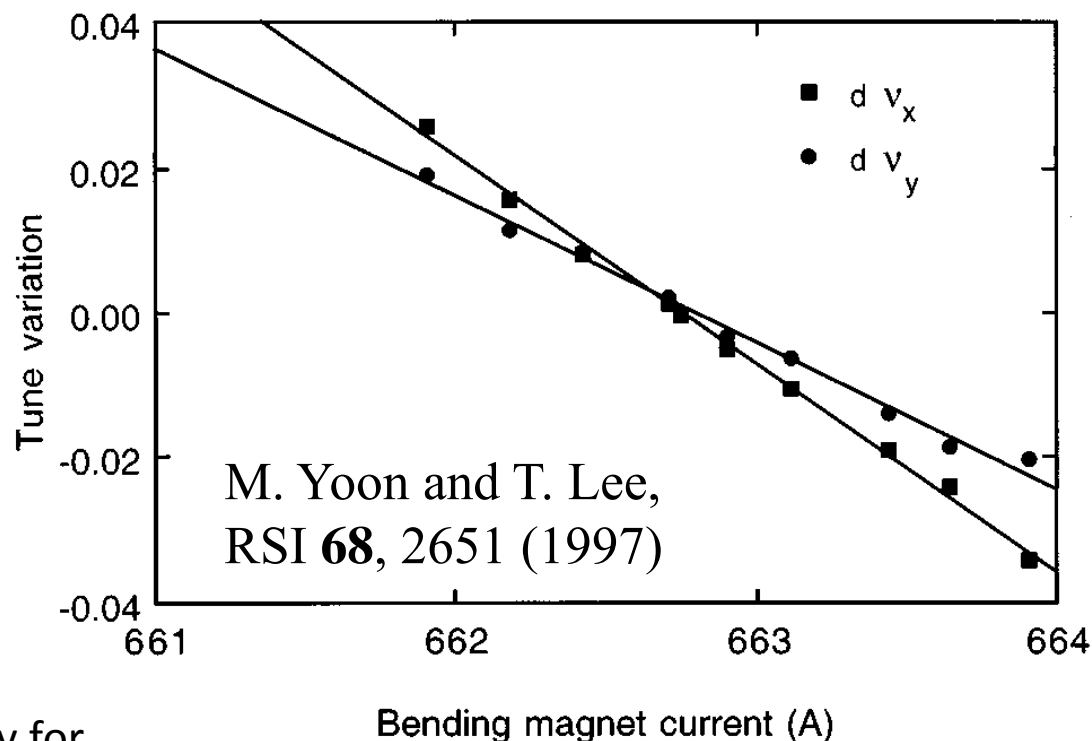


The chromaticities are $C_x=+2.9$, $C_y=+1.4$.

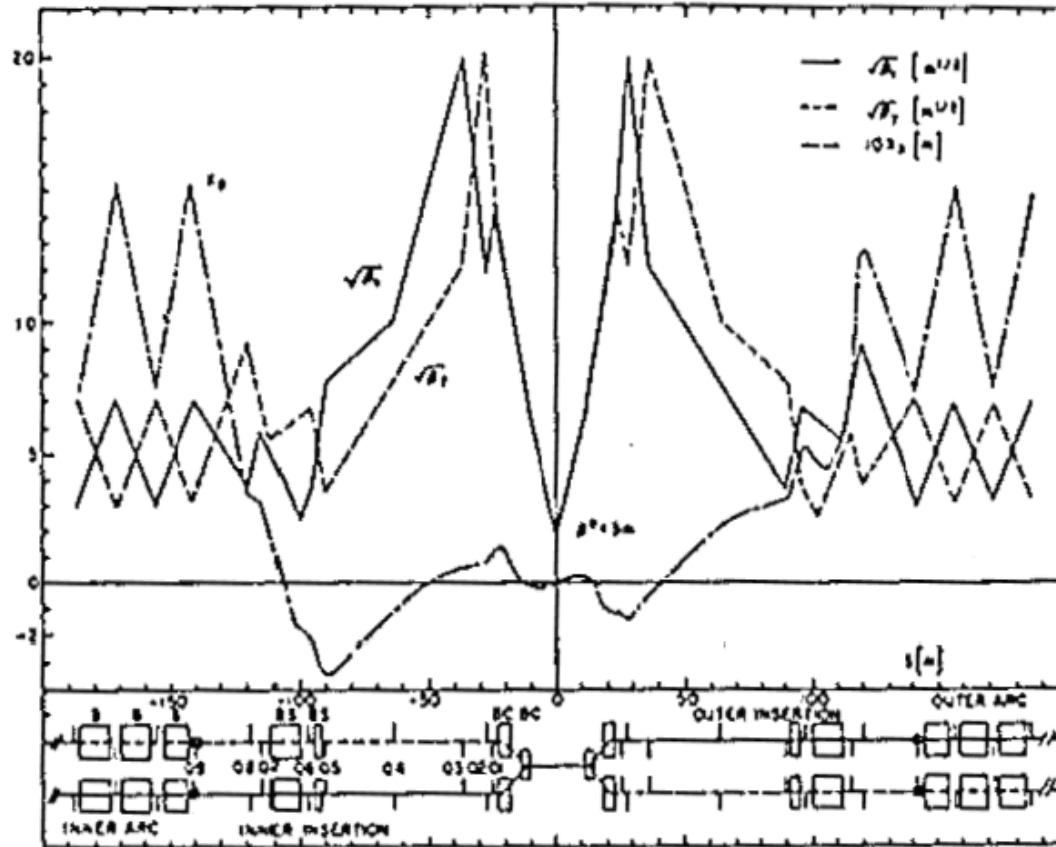
The **Natural chromaticity** can be obtained by measuring the tune variation vs the bending-magnet current at a **constant rf frequency**. Change of the bending-magnet current is equivalent to the change of the beam energy. Since the orbit is not changed, the effect of the sextupole magnets on the beam motion can be neglected. The Figure shows the horizontal and vertical tune vs the bending-magnet current in the PLS storage ring.

$$C = \frac{dv}{dp/p} = \frac{dv}{dB/B} = \frac{dv}{dI/I}$$

The data give $C_x = -18.96$,
 $C_y = -13.42$; vs theory:
 $C_x = -23.36$, $C_y = -16.19$.



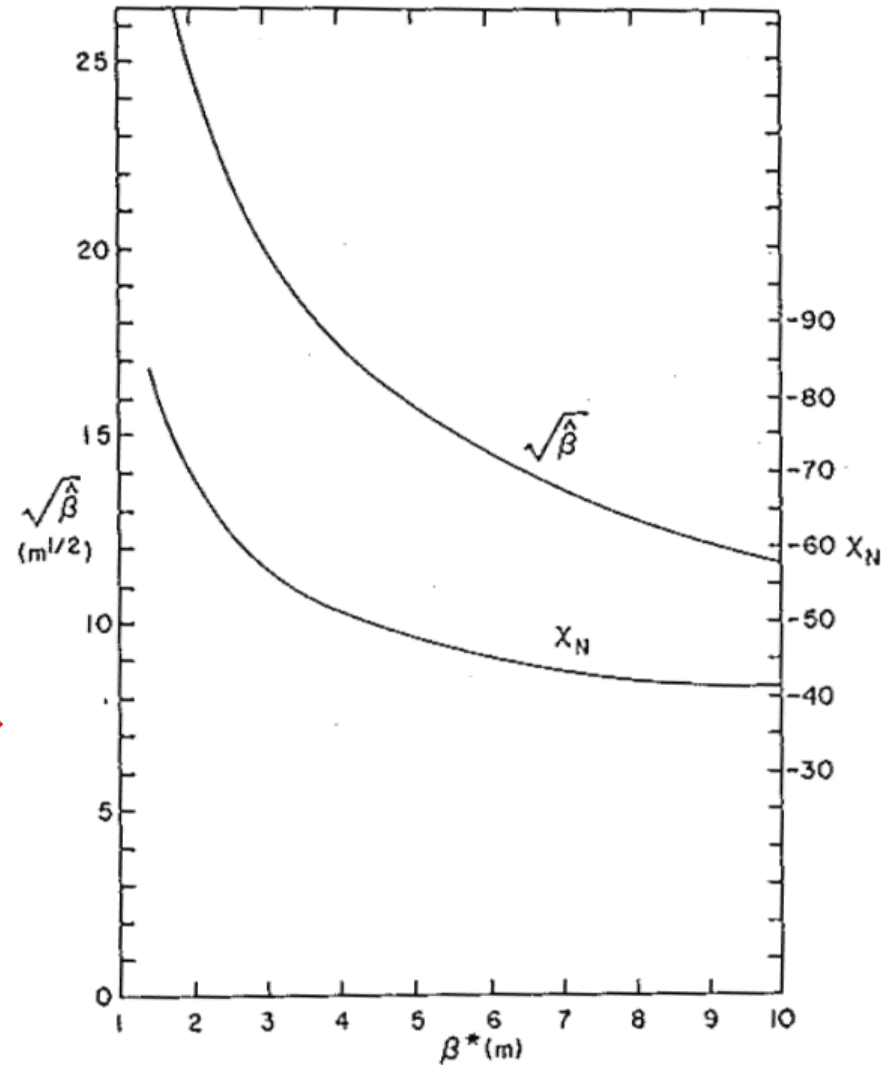
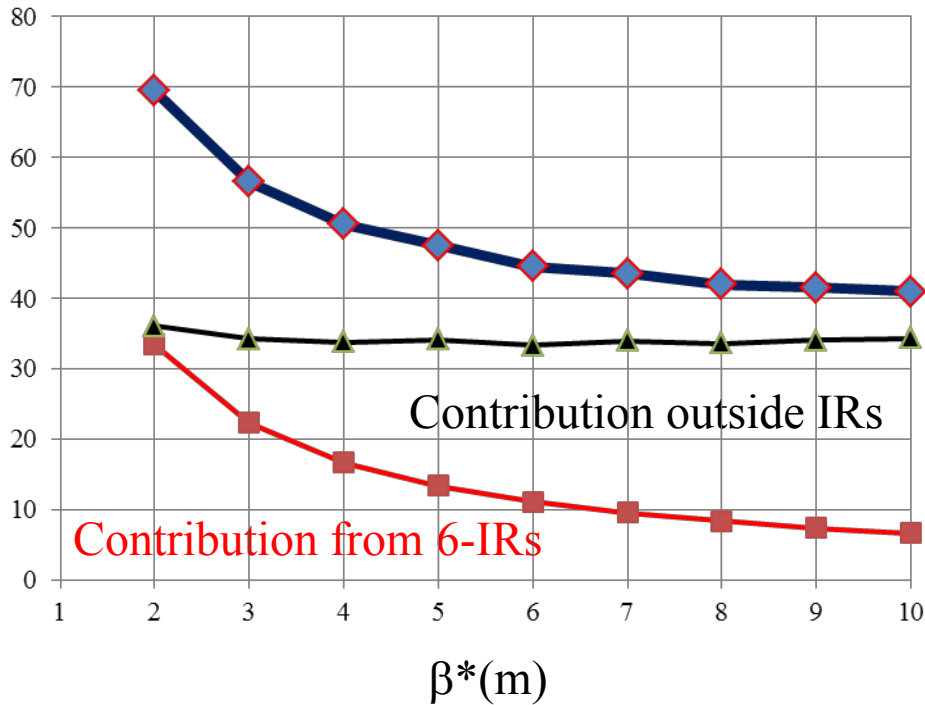
Note that this method may not apply for combined function dipoles.



Contribution of low β triplets in an IR to the natural chromaticity is

$$C_{total} = N_{IR} C_{IR} + C_{bare\ machine} \qquad C_{IR} = -\frac{2\Delta s}{4\pi\beta^*} \approx -\frac{1}{2\pi} \sqrt{\frac{\beta_{max}}{\beta^*}}$$

The total chromaticity is composed of contributions from the low β -quads and the rest of accelerators that is made of FODO cells. The decomposition to fit the data is $\Delta s \approx 35$ m in RHIC.



Chromaticity correction:

The chromaticity can cause tune spread to a beam with momentum spread $\Delta v = C\delta$. For a beam with $C = -100$, $\delta = 0.005$, $\Delta v = 0.5$. The beam is not stable for most of the machine operation. Furthermore, there exists collective (head-tail) instabilities that requires positive chromaticity for stability! To correct chromaticity, we need to find magnetic field that provide stronger focusing for off-(higher)-momentum particles. We first try sextupole with

$$\Delta B_y + j\Delta B_x = B_0 b_2 (x + jy)^2, \quad A_s = \frac{1}{3} \text{Re} \left\{ B_0 b_2 (x + jy)^3 \right\}$$

$$x'' + K_x(s)x = \frac{\Delta B_y}{B\rho}, \quad y'' + K_y(s)y = -\frac{\Delta B_x}{B\rho} \quad \begin{array}{l} x = x_\beta + D\delta \\ y = y_\beta \end{array}$$

$$\Delta B_y = B_0 b_2 (x^2 - y^2) = B_0 b_2 (2x_\beta D\delta + D^2 \delta^2 + x_\beta^2 - y_\beta^2)$$

$$\Delta B_x = B_0 b_2 2xy = B_0 b_2 2y_\beta D\delta + B_0 b_2 2x_\beta y_\beta$$

Let $K_2 = -2B_0 b_2 / B\rho = -B_2 / B\rho$, we obtain:

$$x''_\beta + (K_x(s) + K_2 D\delta)x_\beta = 0, \quad y''_\beta + (K_y(s) - K_2 D\delta)y_\beta = 0$$

$$x''_{\beta} + (K_x(s) + K_2 D \delta) x_{\beta} = 0, \quad y''_{\beta} + (K_y(s) - K_2 D \delta) y_{\beta} = 0$$

$$x = x_{\beta} + D \delta$$

$$\Delta K_x(s) = K_2(s) D(s) \delta, \quad \Delta K_y(s) = -K_2(s) D(s) \delta$$

$$C_x = -\frac{1}{4\pi} \oint \beta_x(s) [K_x(s) - K_2(s) D(s)] ds$$

$$C_y = -\frac{1}{4\pi} \oint \beta_y(s) [K_y(s) + K_2(s) D(s)] ds$$

- In order to minimize their strength, the chromatic sextupoles should be located near quadrupoles, where $\beta_x D_x$ and $\beta_y D_x$ are maximum.
- A large ratio of β_x/β_y for the focusing sextupole and a large ratio of β_y/β_x for the defocussing sextupole are needed for optimal independent chromaticity control.
- The families of sextupoles should be arranged to minimize the systematic half-integer stopbands and the third-order betatron resonance strengths.

Lattice Design Strategy

Based on our study of linear betatron motion, the lattice design of accelerator can be summarized as follows. The lattice is generally classified into three categories: low energy booster, collider lattice, and low-emittance lattice storage rings.

- The betatron tunes should be chosen to avoid systematic integer and half-integer stopbands and systematic low-order nonlinear resonances; otherwise, the stopband width should be corrected.
- The betatron amplitude function and the betatron phase advance between the kicker and the septum should be optimized to minimize the kicker angle and maximize the injection or extraction efficiency.
- Local orbit bumps can be used to alleviate the demand for a large kicker angle. Furthermore, the injection line and the synchrotron optics should be properly “matched” or “mismatched” to optimize the emittance control.
- To improve the slow extraction efficiency, the β value at the (wire) septum location should be optimized. The local vacuum pressure at the high- β value locations should be minimized to minimize the effect of beam gas scattering.

- The chromatic sextupoles should be located at high dispersion function locations. The focusing and defocusing sextupole families should be located in regions where $\beta_x \gg \beta_y$, and $\beta_x \ll \beta_y$ respectively in order to gain independent control of the chromaticities.
- It is advisable to avoid the transition energy for low to medium energy synchrotrons in order to minimize the beam dynamics problems during acceleration.

Besides these design issues, problems regarding the dynamical aperture, nonlinear betatron detuning, collective beam instabilities, rf system, vacuum requirement, beam lifetime, etc., should be addressed.